



Kapasite

30-145 ton

Strok:

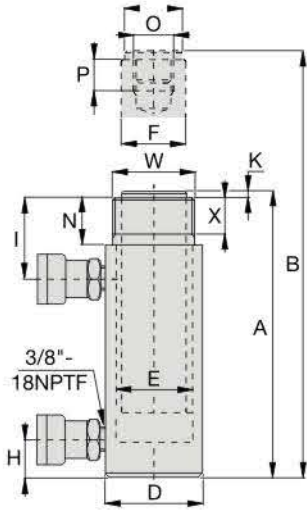
38-258 mm

Maksimum Çalışma Basıncı

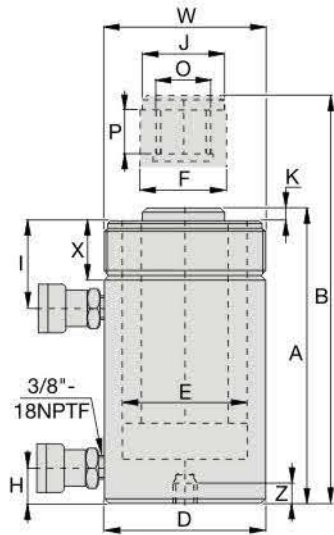
700 bar

- Kol düğmeleri, plunger dişleri ve taban montaj delikleri kolay sabitleme için
- (mağazamızda mevcut olan modellerde)
- Artan korozyon direnci için pişirilmiş emaye kaplama
- Çıkarılabilir sertleştirilmiş Sırtlıkler kaldırma ve sıkma sırasında plunger'ı korur
- Yerleşik emniyet valfi kazara aşırı basınçlanmayı önler
- Tüm modellerde CR-400 kavramalar dahil
- Plunger contası kirliliği azaltır, silindir ömrünü uzatır.

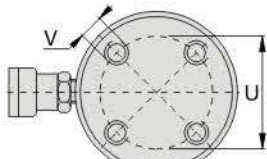
Model Numarası	Silindir Kapasitesi ton (kN)	Strok (mm)	Silindir Etkili Alanı (cm ²)		Yağ Kapasitesi (cm ³)		Açık Yükseklik (mm)
			İtme	Çekme	İtme	Çekme	
FRR-1010	10 (101)	254	14.5	4.8	368	122	409
FRR-1012		305	14.5	4.8	442	147	457
FRR-308	30 (295)	209	42.1	19.1	879	400	395
FRR-3014		368	42.1	19.1	1549	703	549
FRR-506	50 (498)	156	71.2	21.5	1111	335	331
FRR-5013		334	71.2	21.5	2378	718	509
FRR-5020		511	71.2	21.5	3638	1099	733
FRR-756	75 (718)	156	102.6	31.4	1601	490	347
FRR-7513		333	102.6	31.4	3417	1046	525
FRR-1006	95 (933)	168	133.3	62.2	2238	1045	357
FRR-10013		333	133.3	62.2	4439	2071	524
FRR-10018		460	133.3	62.2	6132	2861	687
FRR-1502	140 (1386)	57	198.1	95.4	1129	544	196
FRR-1506		156	198.1	95.4	3090	1488	385
FRR-15013		333	198.1	95.4	6597	3177	582
FRR-15032		815	198.1	95.4	16145	7775	1116
FRR-2006	200 (1995)	152	285.0	145.3	4332	2209	430
FRR-20013		330	285.0	145.3	9405	4795	608
FRR-20018		457	285.0	145.3	13025	6640	765
FRR-20024		610	285.0	145.3	17385	8863	917
FRR-20036		914	285.0	145.3	26049	13280	1222
FRR-20048		1219	285.0	145.3	34741	17712	1527
FRR-3006	325 (3201)	153	457.3	243.2	6997	3721	485
FRR-30012		305	457.3	243.2	13947	7418	638
FRR-30018		457	457.3	243.2	20889	11114	790
FRR-30024		609	457.3	243.2	27850	14811	943
FRR-30036		915	457.3	243.2	41843	22253	1247
FRR-30048		1219	457.3	243.2	55745	29649	1552
FRR-4006	440 (4292)	152	613.1	328.1	9319	4987	538
FRR-40012		305	613.1	328.1	18700	10007	690
FRR-40018		457	613.1	328.1	28018	14995	843
FRR-40024		610	613.1	328.1	37400	20014	995
FRR-40036		914	613.1	328.1	56037	29988	1300
FRR-40048		1219	613.1	328.1	74737	39996	1605
FRR-5006	520 (5108)	153	729.7	405.4	11164	6203	577
FRR-50012		305	729.7	405.4	22256	12365	730
FRR-50018		457	729.7	405.4	33347	18526	882
FRR-50024		609	729.7	405.4	44440	24689	1035
FRR-50036		915	729.7	405.4	66768	36973	1339
FRR-50048		1219	729.7	405.4	88951	49418	1644



FRR-1010-RR-3014

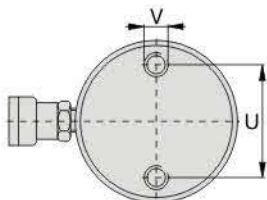


FRR-506-RR-50048



FRR-1006-RR-30048

No mounting holes on:
FRR-506, 5013
FRR-756, 7513
FRR-1502, 15013



FRR-4006, FRR-50048

Model	Silindir Kapasitesi ton (kN)	Strok (mm)	Maksimum Silindir Kapasitesi (kN)		Silindir Etkili Alanı (cm ²)		Yağ Kapasitesi (cm ³)		Coll. Yüksekliği A (mm)	Ext. Yüksekliği B (mm)	Dış Çap D (mm)
			İtme	Çekme	İtme	Çekme	İtme	Çekme			
FRR-1010*	10	254	101	33	14.5	4.8	368	122	409	663	73
FRR-1012*		305	101	33	14.5	4.8	442	147	457	762	73
FRR-308*	30	209	295	53	42.1	19.1	879	400	395	604	101
FRR-3014*		368	295	53	42.1	19.1	1549	701	549	917	101
FRR-506	50	156	498	103	71.2	21.5	1111	335	331	487	127
FRR-5013		334	498	103	71.2	21.5	2378	718	509	843	127
FRR-5020		511	498	103	71.2	21.5	3638	1099	733	1244	127
FRR-756	75	156	718	156	102.6	31.4	1601	490	347	503	146
FRR-7513		333	718	156	102.6	31.4	3417	1046	525	858	146
FRR-1006	95	168	933	435	133.3	62.2	2238	1045	357	525	177
FRR-10013		333	933	435	133.3	62.2	4439	2071	524	857	177
FRR-10018		460	933	435	133.3	62.2	6132	2861	687	1147	177
FRR-1502	140	57	1386	668	198.1	95.4	1129	544	196	253	203
FRR-1506		156	1386	668	198.1	95.4	3090	1488	385	241	203
FRR-15013		333	1386	668	198.1	95.4	6597	3177	582	915	203
FRR-15032		815	1386	668	198.1	95.4	16145	7775	1116	1931	203
FRR-2006	200	152	1995	1017	285.0	145.3	4332	2209	430	582	247
FRR-20013		330	1995	1017	285.0	145.3	9405	4795	608	938	247
FRR-20018		457	1995	1017	285.0	145.3	13025	6640	765	1222	247
FRR-20024		610	1995	1017	285.0	145.3	17385	8863	917	1527	247
FRR-20036		914	1995	1017	285.0	145.3	26049	13280	1222	2136	247
FRR-20048		1219	1995	1017	285.0	145.3	34741	17712	1527	2746	247
FRR-3006	325	153	3201	1703	457.3	243.2	6997	3721	485	638	311
FRR-3012		305	3201	1703	457.3	243.2	13947	7418	638	943	311
FRR-30018		457	3201	1703	457.3	243.2	20889	11114	790	1247	311
FRR-30024		609	3201	1703	457.3	243.2	27850	14811	943	1552	311
FRR-30036		915	3201	1703	457.3	243.2	41843	22253	1247	2162	311
FRR-30048		1219	3201	1703	457.3	243.2	55745	29646	1552	2771	311
FRR-4006	440	152	4292	2297	613.1	328.1	9319	4987	538	690	358
FRR-40012		305	4292	2297	613.1	328.1	18700	10007	690	995	358
FRR-40018		457	4292	2297	613.1	328.1	28018	14995	843	1300	358
FRR-40024		610	4292	2297	613.1	328.1	37400	20014	995	1605	358
FRR-40036		914	4292	2297	613.1	328.1	59037	29988	1300	2214	358
FRR-40048		1219	4292	2297	613.1	328.1	74737	39996	1605	2824	358
FRR-5006	520	153	5108	2838	729.7	405.4	11164	6203	577	730	397
FRR-50012		305	5108	2838	729.7	405.4	22256	12365	730	1035	397
FRR-50018		457	5108	2838	729.7	405.4	33347	18526	882	1339	397
FRR-50024		609	5108	2838	729.7	405.4	44440	24689	1035	1644	397
FRR-50036		915	5108	2838	729.7	405.4	66768	36973	1339	2254	397
FRR-50048		1219	5108	2838	729.7	405.4	88951	49418	1644	2863	397

* RR-1010 and RR-1012:N=32mm RR-308 and RR-3014:N= 55mm



Güvenlik valfi basınç ayarı

RR-308/3014 275 bar
 RR-506/5013/5020 275 bar
 RR-756/7513 275 bar

Model Numarası	Silindir Delik Çapı E (mm)	Piston Çapı F (mm)	Taban ile İleri Port Arası Yükseklik H (mm)	Üst-geri dönüş portu mesafesi I (mm)	İç Plunger Konu O	Taban Montaj Delikleri			KG
						Civata Çemberi U (mm)	Dişli V	Diş Derinliği Z (mm)	
FRR-1012	42.9	34.9	36	57	1" - 8	-	-	-	12
FRR-1012*	42.9	34.9	36	57	1" - 8	-	-	-	14
FRR-308*	73.2	54.1	39	81	1 1/2" - 16	-	-	-	18
FRR-3014*	73.2	54.1	39	81	1 1/2" - 16	-	-	-	29
FRR-506	95.2	39.5	28	76	1" - 12	-	-	-	30
FRR-5013	95.2	39.5	28	76	1" - 12	-	-	-	52
FRR-20	95.2	39.5	57	76	1" - 12	76	1/2" - 13	25	68
FRR-756	114.3	95.2	30	76	1" - 12	-	-	-	41
FRR-7513	114.3	95.2	30	81	1" - 12	-	-	-	68
FRR-1006	130.3	95.2	38	71	1 3/4" - 12	139	3/4" - 10	25	61
FRR-10013	130.3	95.2	38	71	1 3/4" - 12	139	3/4" - 10	25	93
FRR-10018	130.3	95.2	41	92	1 3/4" - 12	139	3/4" - 10	25	117
FRR-1502	158.8	114.3	22	66	-	-	-	-	49
FRR-1506	158.8	114.3	49	84	3 3/8" - 16	158	3/4" - 16	28	93
FRR-15013	158.8	114.3	49	84	3 3/8" - 16	158	3/4" - 16	28	124
FRR-15032	158.8	114.3	76	88	3 3/8" - 16	-	-	-	238
FRR-2006	190.5	133.4	57	96	-	127	1" - 8	25	147
FRR-20013	190.5	133.4	57	96	2 1/2" - 12	127	1" - 8	25	199
FRR-20018	190.5	133.4	85	101	2 1/2" - 12	127	1" - 8	25	204
FRR-20024	190.5	133.4	85	101	2 1/2" - 12	127	1" - 8	25	279
FRR-20036	190.5	133.4	85	101	2 1/2" - 12	127	1" - 8	25	383
FRR-20048	190.5	133.4	85	101	2 1/2" - 12	127	1" - 8	25	483
FRR-3006	241.3	165.1	88	114	2 1/2" - 12	158	1 1/4" - 7	44	200
FRR-30012	241.3	165.1	88	114	2 1/2" - 12	158	1 1/4" - 7	44	312
FRR-30018	241.3	165.1	88	114	2 1/2" - 12	158	1 1/4" - 7	44	385
FRR-30024	241.3	165.1	88	114	2 1/2" - 12	158	1 1/4" - 7	44	469
FRR-30036	241.3	165.1	88	114	2 1/2" - 12	158	1 1/4" - 7	44	628
FRR-30048	241.3	165.1	88	114	2 1/2" - 12	158	1 1/4" - 7	44	780
FRR-4006	279.4	190.5	108	133	3" - 12	203	1 1/2" - 6	50	303
FRR-40012	279.4	190.5	108	133	3" - 12	203	1 1/2" - 6	50	399
FRR-40018	279.4	190.5	108	133	3" - 12	203	1 1/2" - 6	50	453
FRR-40024	279.4	190.5	108	133	3" - 12	203	1 1/2" - 6	50	597
FRR-40036	279.4	190.5	108	133	3" - 12	203	1 1/2" - 6	50	792
FRR-40048	279.4	190.5	108	133	3" - 12	203	1 1/2" - 6	50	980
FRR-5006	304.8	203.2	120	152	3 1/4" - 12	203	1 3/4" - 5	57	432
FRR-50012	304.8	203.2	120	152	3 1/4" - 12	203	1 3/4" - 5	57	589
FRR-50018	304.8	203.2	120	152	3 1/4" - 12	203	1 3/4" - 5	57	680
FRR-50024	304.8	203.2	120	152	3 1/4" - 12	203	1 3/4" - 5	57	816
FRR-50036	304.8	203.2	120	152	3 1/4" - 12	203	1 3/4" - 5	57	1002
FRR-50048	304.8	203.2	120	152	3 1/4" - 12	203	1 3/4" - 5	57	1224